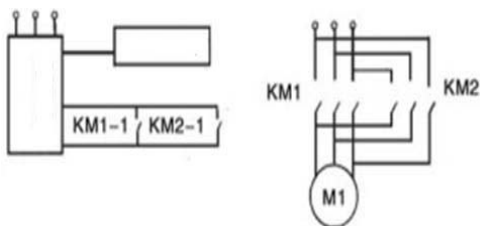


力矩電機式電纜捲筒 Torque Motor Type Cable Reel

分為力矩電機式高壓電纜捲筒和力矩電機式低壓電壓電纜捲筒兩種

It is classified into torque motor type high-voltage cable reel and torque motor type low-voltage cable reel.

1、力矩電機式高壓電纜捲筒 Torque Motor Type High-voltage Cable Reel

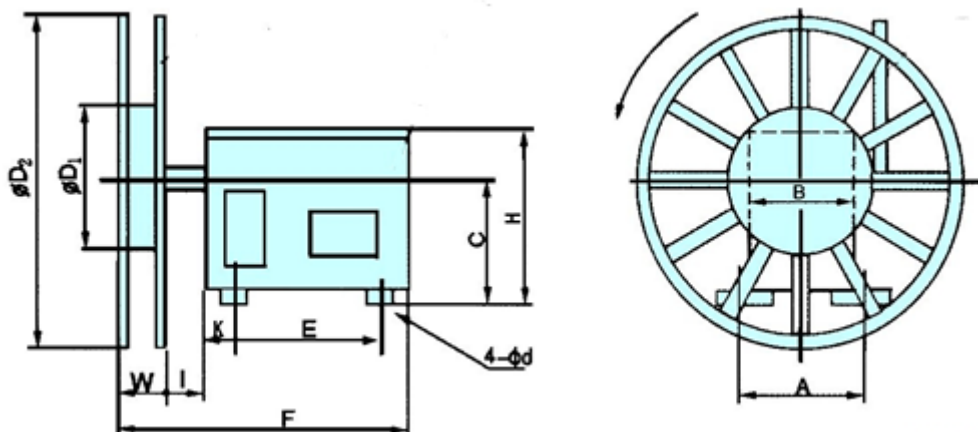


力矩電機式高壓電纜捲筒電氣連接圖

Electrical Connection Diagram of Torque Motor Type High-voltage Cable Reel

(M1 為運行設備行走電機；KM1、KM2 為正、反轉接觸器；KM1-1、KM2-1 為常開觸頭)

(M1: Drive motor of operating equipment; KM1, KM2: Forward & Reversing Contactor; KM1-1, KM2-1: Normally-open Interlock)



力矩電機式高壓電纜捲筒示意圖

Sketch of Torque Motor Type High-voltage Cable Reel

力矩電機式高壓電纜捲筒外形尺寸: Outline Dimensions of Torque Motor Type High-voltage Cable Reel

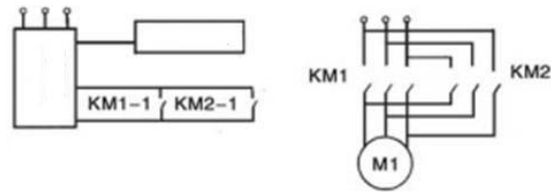
外型序號 Outline Item	A	B	C	D1	D2	d	E	F	H	I	K	W	品質 kg Weight
1	880	800	910	1000	1600	26	1200	1800	1370	100	110	250	960
2	880	800	910	1000	1800	26	1200	1800	1370	100	110	250	980
3	880	800	910	1000	2000	26	1200	1800	1370	100	110	250	1010
4	880	800	910	1200	2500	26	1200	1800	1370	100	110	250	1080
5	880	800	1000	1000	1800	26	1300	1900	1460	100	110	250	1150
6	880	800	1000	1500	2500	26	1300	1900	1460	100	110	250	1250

矩電機高壓電纜捲筒主要技術參數 Main Parameters of Torque Motor Type High-voltage Cable Reel

電纜型號 Cable Model	允許電流 A Allowable Current A		50m 系 列 Series 50m	外型 序號 Outli ne Item	100m 系 列 Series 100m	外型 序號 Outl ine Item	150m 系 列 Series 150m	外型 序號 Outli ne Item	200m 系 列 Series 200m	外型 序號 Outli ne Item
	連續 Cont inuo us	一分開 On 一分關 Off								
UG-6000 3×16+1×10	65	85			JDD65-1 00-4G	2	JDD65-1 50-4G	3	JDD65-2 00-4G	4
UG-6000 3×25+1×16	90	120	JDD90- 50-4G	1	JDD90-1 00-4G	2	JDD90-1 50-4G	3	JDD90-2 00-4G	4
UG-6000	110	150	JDD110	1	JDD110-	2	JDD110-	3	JDD110-	4

3×35+1×16			-50-4G		100-4G		150-4G		200-4G	
UG-10000	90	120			JDD90-1	5			JDD90-2	6
3×25+1×16					00-4GG				00-4GG	

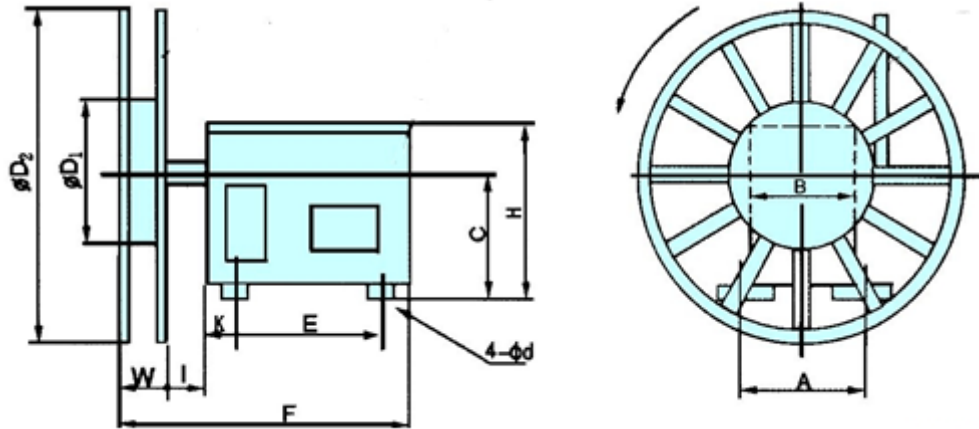
2、力矩電機式低壓電纜捲筒 Torque Motor Type Low-voltage Cable Reel



力矩電機式低壓電纜捲筒電氣連接圖

Electrical Connection Diagram of Torque Motor Type Low-voltage Cable Reel

(M1 為運行設備行走電機；KM1、KM2 為正、反轉接觸器；KM1-1、KM2-1 為常開觸頭)
(M1: Drive motor of operating equipment; KM1, KM2: Forward & Reversing Contactor; KM1-1, KM2-1:
Normally-open Interlock)



力矩電機式低壓電纜捲筒示意圖
Sketch of Torque Motor Type Low-voltage Cable Reel

力矩電機低壓電纜捲筒外形尺寸 Outline Dimensions of Torque Motor Type Low-voltage Cable Reel

外型 序號 Outline Item	A	B	C	D1	D2	d	E	F	H	I	K	W	品質 kg Weight
1	665	575	720	1000	1800	26	750	1450	900	80	60	180	830
2	665	575	720	1000	2000	26	750	1450	900	80	60	180	840
3	665	575	720	1000	2200	26	750	1450	900	80	60	180	860
4	665	575	720	1200	2500	26	750	1490	900	80	60	220	930
5	665	575	720	1300	2800	26	750	1490	900	80	60	220	980
6	665	575	720	1500	3200	26	750	1490	900	80	60	220	1000

力矩低壓電機主要技術參數 Main Parameters of Torque Motor Type Low-voltage Cable Reel

電纜型號 Cable Model	允許電流 A Allowable Current A		50m 系 列 Series 50m	外型 序號 Outline Item	100m 系 列 Series 100m	外型 序號 Outline Item	150m 系 列 Series 150m	外型 序號 Outline Item	200m 系列 Series 200m	外型 序號 Outline Item
	連續 Continuo us	一分開 On 一分關 Off								
YC3×25+1×10	90	125			JDD90-1 00-4	3	JDD90- 150-4	4	JDD90- 200-4	4
YC3×35+1×10	110	150			JDD110- 100-4		JDD110 -150-4		JDD110 -200-4	
YC3×50+1×16	140	180	JDD140 -50-4	1	JDD140- 100-4	3	JDD140 -150-4	4	JDD140 -200-4	5
YC3×70+1×25	180	220	JDD180 -50-4		JDD180- 100-4		JDD180 -150-4		JDD180 -200-4	
YC3×95+1×35	210	270	JDD210 -50-4	2	JDD210- 100-4	4	JDD210 -150-4	5	JDD210 -200-4	6
YC3×120+1×35	250	320	JDD250 -50-4		JDD250- 100-4		JDD250 -150-4		JDD250 -200-4	